

Student Support

IT induction

UoC Systems, Resources and Services

Getting set up

Accessing university systems and services

Contacts for support

my.cumbria.ac.uk

Induction portfolios

New Students - Registration and Welcome

Welcome to the University of Cumbria

Please ensure that you have **accepted your offer** to study with us before proceeding with your Registration, Account Activation and Induction.

Welcome and Induction



UNDERGRADUATE INDUCTION

Induction information for undergraduate students joining us at levels 4, 5 or 6 of their studies.



APPRENTICESHIP INDUCTION

Induction information for new Higher Level Apprenticeship students.



POSTGRADUATE INDUCTION

Induction information for postgraduate students including MA, MSc, PGCE and PhD studies.



INTERNATIONAL INDUCTION

We welcome students from all over the world and this information guides you through the induction process.

<https://my.cumbria.ac.uk/newstudent>

Getting set up

Preparation, Registration and IT Account Activation



1. BEFORE YOU ARRIVE

There are some things you need to ensure are in place before you arrive. Work through this list to prepare for joining us.



2. ONLINE PRE-REGISTRATION

Starting your registration allows us to prepare for your arrival on course. You should complete this as soon as possible.



3. ACTIVATE YOUR IT ACCOUNT

Your IT account gives you access to all of our systems and services. You should complete this as soon as you are emailed the information.



4. WHAT TO BRING

To make sure you're ready for university, here are some important items to bring with you in your first week.

1. Before you arrive
2. Online pre-registration (inc. your [Cumbria Card](#))
3. Activate your IT account (inc. [Multifactor Authentication](#) or [MFA](#))

<https://my.cumbria.ac.uk/newstudent>

Getting set up

Your **username** for university systems is your student email address:

S (for student) + **your student number** + **@uni.cumbria.ac.uk**

e.g. **s1234567@uni.cumbria.ac.uk**

And as part of your IT account activation, you need to create a password for signing into university systems. This is often referred to as your Network Password.

Keep this password safe.

If you forget your password, you can reset it yourself using the **Microsoft Online Password Reset Tool**:

my.cumbria.ac.uk/passwords



3. ACTIVATE YOUR IT ACCOUNT

Your IT account gives you access to all of our systems and services. You should complete this as soon as you are emailed the information.

The Student Hub

The Student Hub provides you with direct access to all of the university's systems and services.

Sign in with university email address and network password.

hub.cumbria.ac.uk

Also available from the Student Hub button at the top of every page on my.cumbria.ac.uk.

Student Hub available as app for Apple and Android.

The Student Hub interface features a grid of service tiles. At the top is a pink banner for new students. Below it are rows of utility tiles for Email, OneDrive, Blackboard, Library: OneSearch, Timetable, PebblePad, APTEM for UoC Apprentices, My Student Details, MS Teams, and My Career Enriched. A central row contains a 'News & Events' tile with a black background and yellow text, followed by 'UCSU STUDENTS UNION', 'UCSU EVENTS', 'STUDENT ENQUIRY POINT', 'Hub Guide', and 'COVID-19'. The bottom section consists of a grid of yellow-green tiles for Student Support, Practical Help - Tools, Forms, Information, Library, Academic and Digital Skills, Placements Information, Campus Maps & Info, Key Contacts, Academic Staff, and Course Admin & Academic Regulations.

NEW STUDENTS! Click here for Registration and Welcome

Email OneDrive Blackboard Library: OneSearch

Timetable PebblePad APTEM for UoC Apprentices My Student Details

MS Teams My Career Enriched

News & Events
Volunteers needed to inspect Police Custody
Do you have an interest in people's welfare? Curious about what goes on behind the scenes in Police Custody?

UCSU STUDENTS UNION

UCSU EVENTS


STUDENT ENQUIRY POINT

Hub Guide COVID-19

Student Support Practical Help - Tools, Forms, Information Library, Academic and Digital Skills Placements Information

Campus Maps & Info Key Contacts Academic Staff Course Admin & Academic Regulations

The Student Enquiry Point



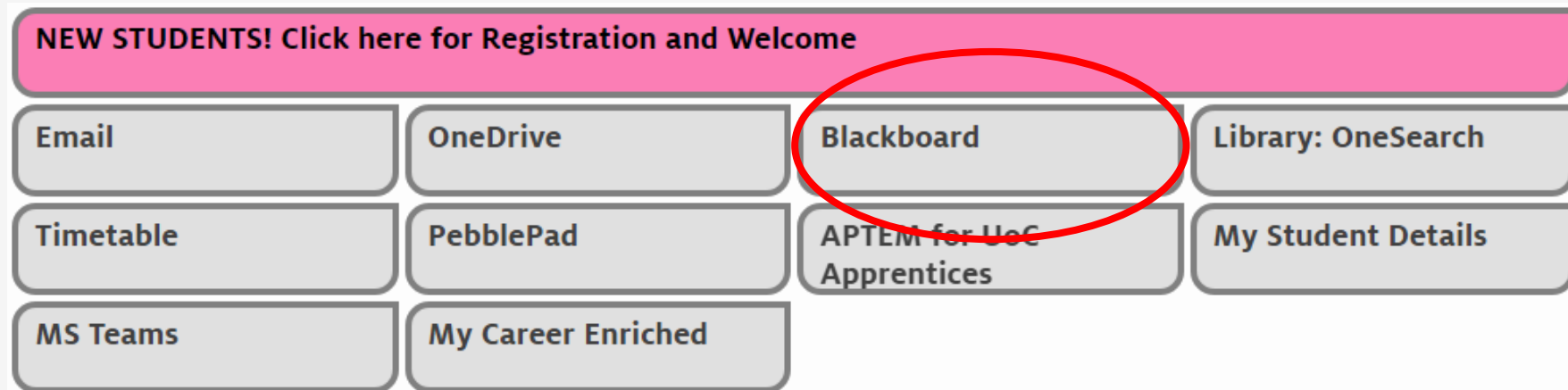
Using the Student Enquiry Point tile on the Student Hub (hub.cumbria.ac.uk) you can submit an enquiry relating to the wide range of services provided by Student Services including Academic Skills and Digital Skills.

It takes just seconds to complete and can be done on any internet connected device. Go to the Student Hub and select the **Student Enquiry Point** tile or use the short link below:

my.cumbria.ac.uk/step

Blackboard

Blackboard: University's virtual learning environment (VLE)

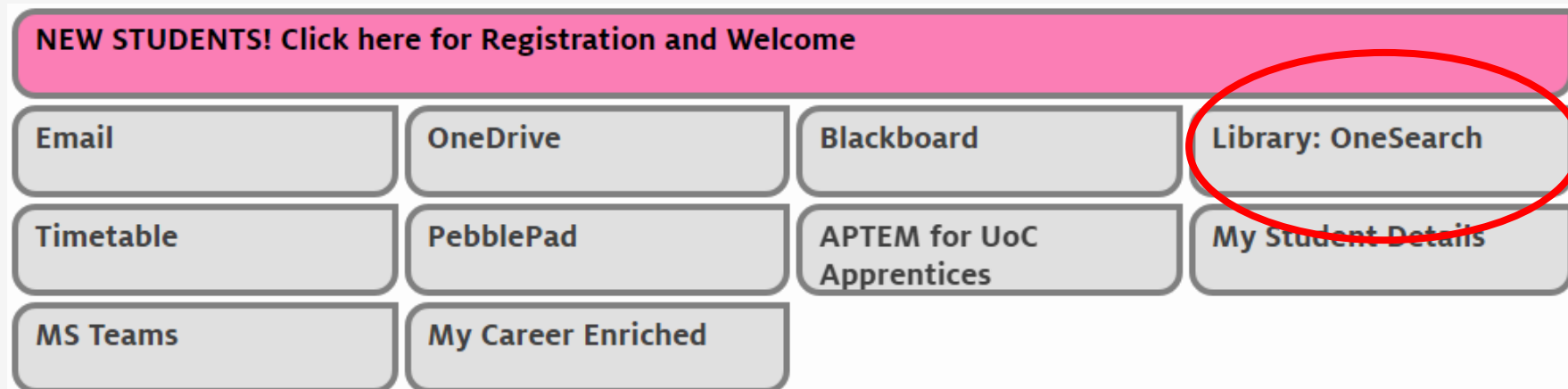


1. Module content
2. Assessment details and submissions
3. Online sessions through Blackboard Collaborate

my.cumbria.ac.uk/blackboard

Library: OneSearch

OneSearch: Search engine for your library

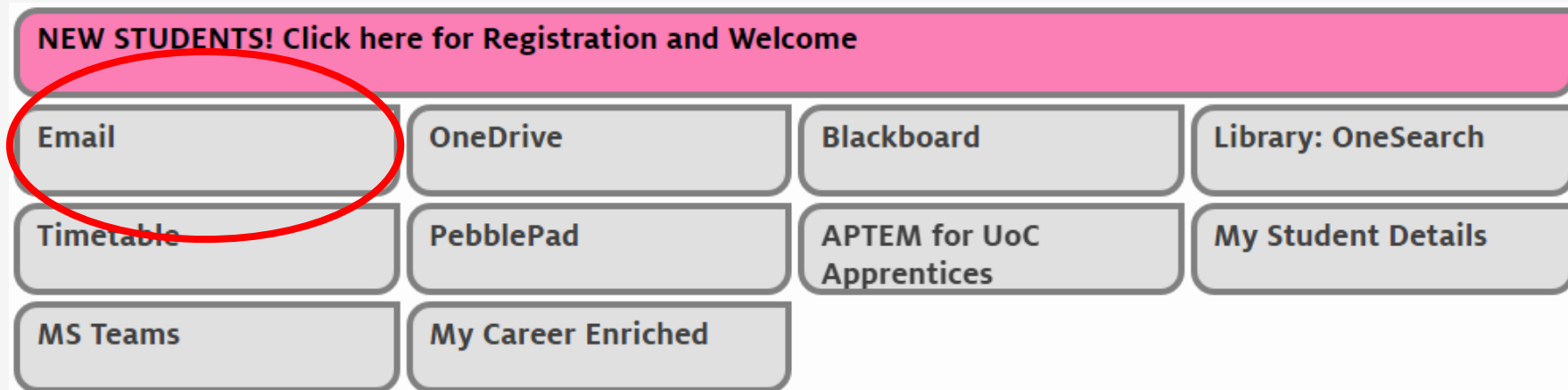


1. Access point and discovery tool for all library resources
2. Book reservations
3. Resources for your subject through Reading Lists and Subject Resources

my.cumbria.ac.uk/onesearch

Student email: Microsoft Outlook (Office 365)

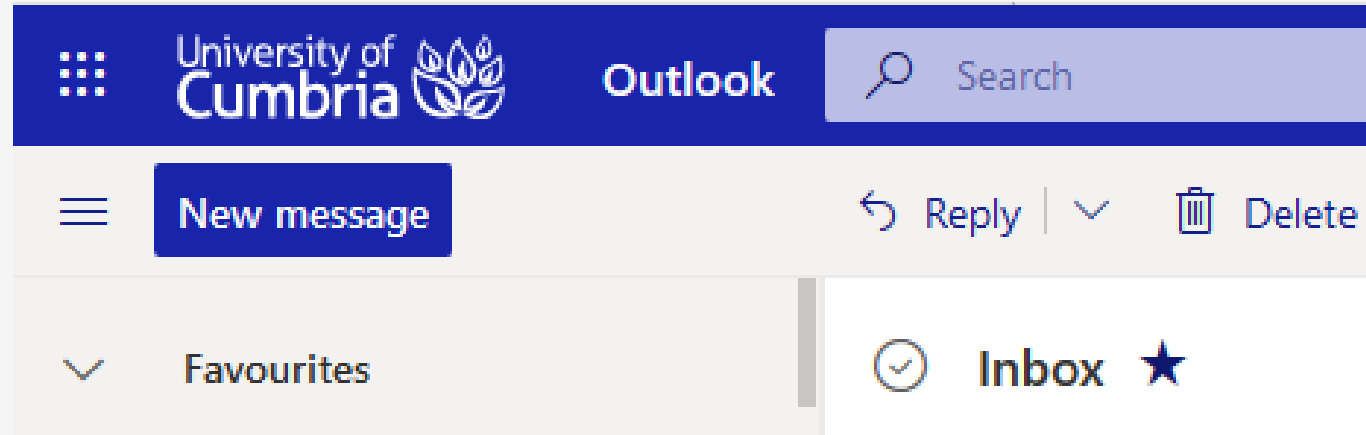
Outlook: Online student email account



1. Email address format s1234567@uni.cumbria.ac.uk
2. Outlook calendar
3. Chat, calls, to-do lists and access to Office online

my.cumbria.ac.uk/email

Student email: Microsoft Outlook (Office 365)

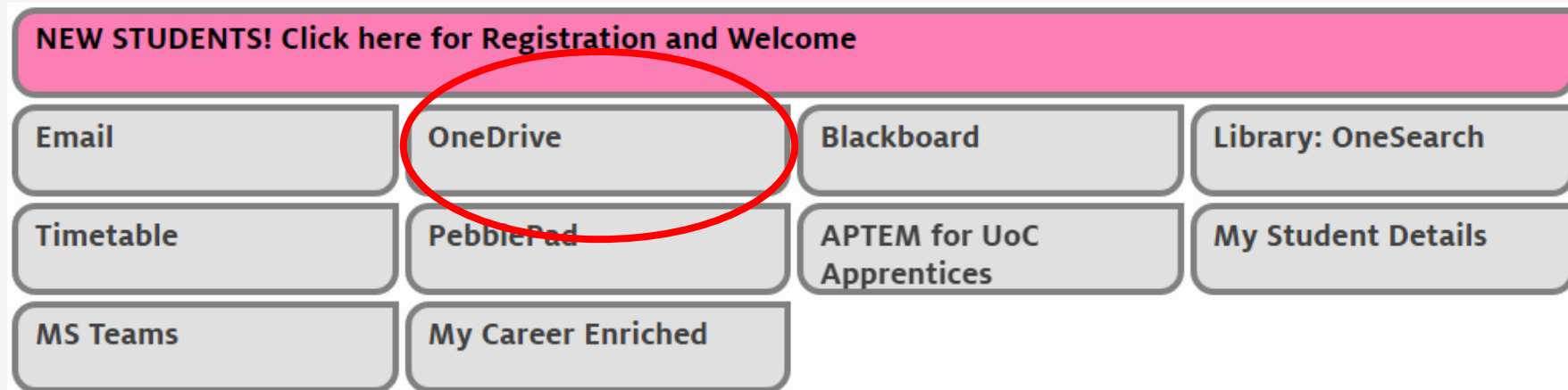


1. Student email account – use for everything university
2. Grab the Outlook app for your mobile device(s) my.cumbria.ac.uk/apps
3. Check and set your [Timezone in Outlook](#)

my.cumbria.ac.uk/email

Cloud storage: OneDrive

OneDrive: Online storage account and online Office suite




1. 1tb online cloud storage accessible from anywhere
2. Safely store all of your notes and assignments
3. Online office suite plus Teams, Forms, To-do and more...

my.cumbria.ac.uk/onedrive

Cloud storage: Online Office

9-dots menu (top-left of OneDrive and Outlook on the web) to access online Office including Word, PowerPoint, Excel, OneNote, Teams and more...

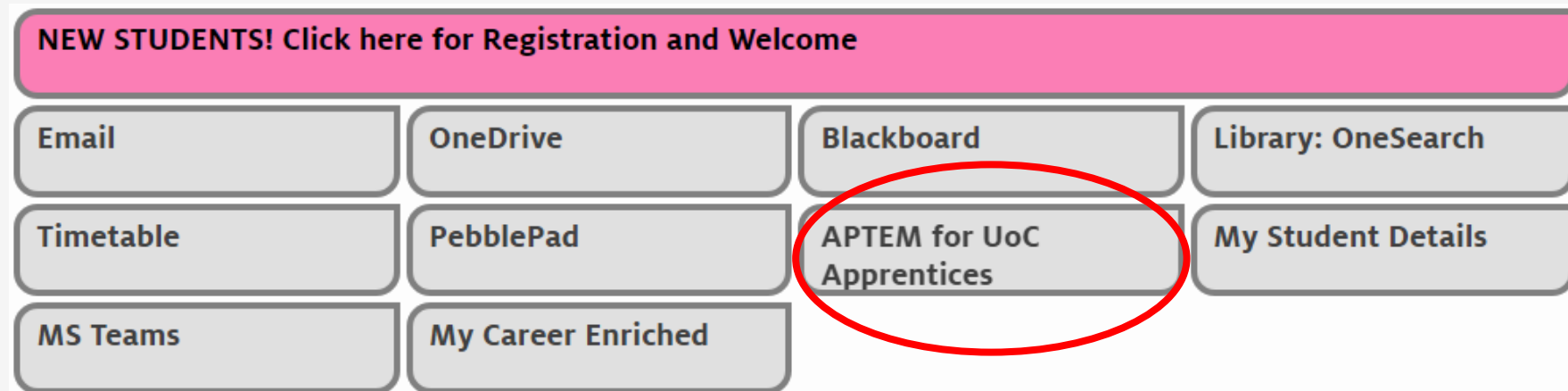
Download the full version of Microsoft Office Pro onto your own computer, laptop or Mac. Login to the full version to connect to your university account and OneDrive.



my.cumbria.ac.uk/freeoffice

Aptem

Aptem: Apprenticeship learning and evidence platform





1. Apprenticeships information and guides
2. Off-the-job training recording
3. Tripartite agreement and meeting records

hub.cumbria.ac.uk

Digital Skills

Resources and guides to help you with using all the digital tools you need to succeed including:

- Microsoft Office including presentations
- Blackboard
- Turnitin (assignment submissions)
- File management
- Multimedia including images, audio and video
- Wi-fi and Eduroam
- Working on the web

	Files and folders	Backup strategies
		Converting files
		Deleting files
		File and folder management
		Joining different files together
		Sharing files
	Internet	Browser Cache
		Downloading files
		Incognito / private browsing
		Popups / pop up windows
		Social media and you
		Studying from home
		Studying on a small screen
		Working on the web

my.cumbria.ac.uk/digitalskills

LinkedIn Learning

16000+ online video based courses available.

Skills areas include:

- Digital
- Management
- Creative
- Social
- More...

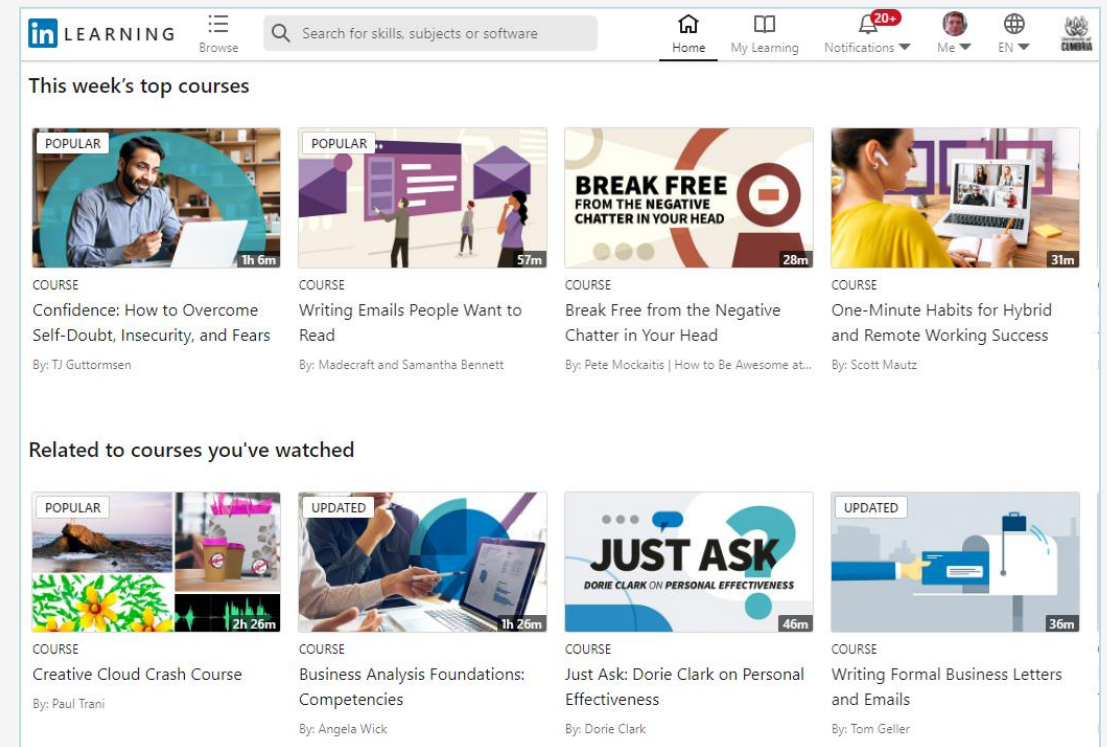
All delivered in bite-sized chunks for ease of use.

Activate your account today my.cumbria.ac.uk/lil

Curated Digital Skills Pathways available from:

my.cumbria.ac.uk/lildigital

my.cumbria.ac.uk/lil



The screenshot displays the LinkedIn Learning interface. At the top, there is a navigation bar with the LinkedIn Learning logo, a search bar, and navigation links for Home, My Learning, Notifications (with a 20+ badge), Me, EN, and CUMBRIA. Below the navigation bar, the main content area is divided into two sections: 'This week's top courses' and 'Related to courses you've watched'. Each section features a grid of course cards. Each card includes a thumbnail image, a 'POPULAR' or 'UPDATED' badge, the course title, the instructor's name, and the course duration. The 'This week's top courses' section includes: 'Confidence: How to Overcome Self-Doubt, Insecurity, and Fears' (1h 6m) by TJ Guttormsen; 'Writing Emails People Want to Read' (57m) by Madecraft and Samantha Bennett; 'Break Free from the Negative Chatter in Your Head' (28m) by Pete Mockaitis | How to Be Awesome at...; and 'One-Minute Habits for Hybrid and Remote Working Success' (31m) by Scott Mautz. The 'Related to courses you've watched' section includes: 'Creative Cloud Crash Course' (2h 26m) by Paul Trani; 'Business Analysis Foundations: Competencies' (1h 26m) by Angela Wick; 'Just Ask: Dorie Clark on Personal Effectiveness' (46m) by Dorie Clark; and 'Writing Formal Business Letters and Emails' (36m) by Tom Geller.

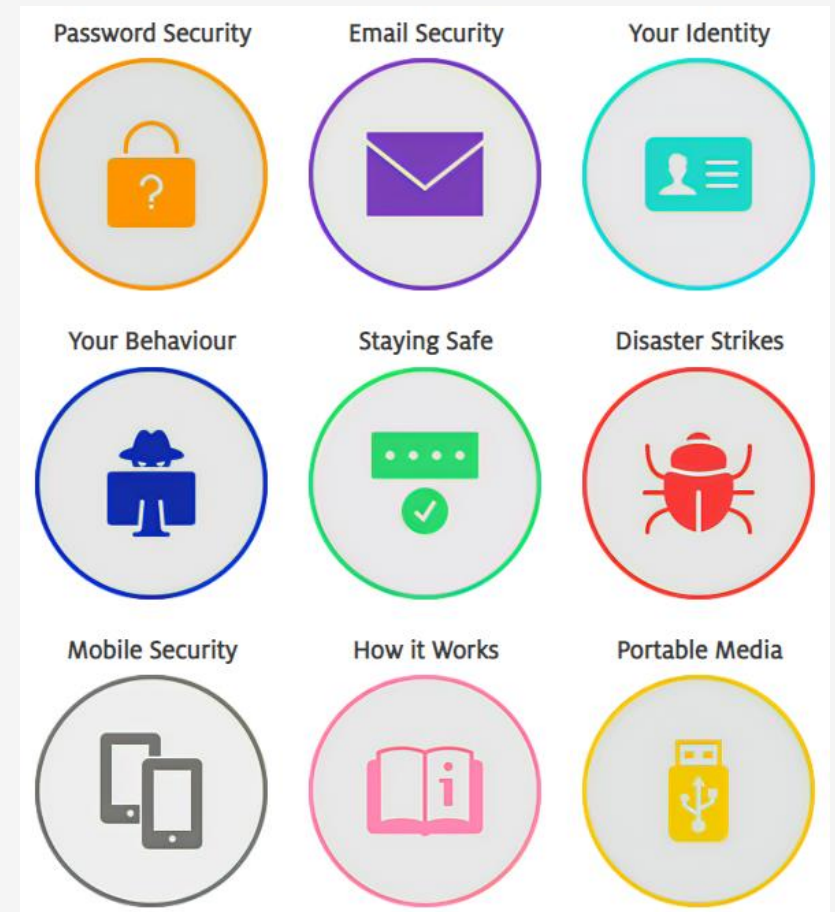
Cyber security: stay safe online

Cyber Security is about being smart about how you access and use technology, especially where that technology is connected to the internet.

Universities and students are a big target for cyber criminals and we don't want you to become a victim.

We provide lots of information and guidance on how to stay safe online, but if you think something has gone wrong that involves your university account, please contact the IT Service as soon as possible (my.cumbria.ac.uk/itservicedesk).

And if you take one thing away from cyber security today – **never share your passwords with anyone.**



my.cumbria.ac.uk/cybersecurity

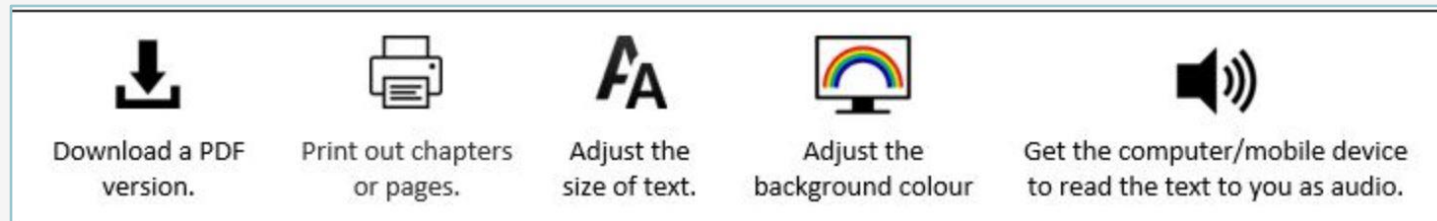
Assistive Technology

Assistive technology is for everyone because some things are just made easier by using it.

Microsoft Edge can read web pages to you so you can make notes whilst listening. Ebook platforms can do the same thing.

You can write in **Word** or **PowerPoint** by simply talking to them.

Access software, resources and equipment to support your studies, e.g. **Atbar**:



More specialized software is available on assistive workstation computers on every campus and technology such as voice recorders can be borrowed from the libraries.

my.cumbria.ac.uk/at

Mobile Apps

Mobile apps are available for your Apple and Android devices to support your studies. These include:

- The Student Hub
- Blackboard
- Microsoft Office
- Outlook
- OneDrive
- Teams
- LinkedIn Learning

All the apps are free, and we provide direct links to your app store.

my.cumbria.ac.uk/apps



android



iPhone

IT Support & Resources

Username and passwords: my.cumbria.ac.uk/password

IT services, support and advice: my.cumbria.ac.uk/it

IT Service Desk: my.cumbria.ac.uk/itservicedesk

01228 888888 or itservicedesk@cumbria.ac.uk

Aptem support (Apprentices): aptem@cumbria.ac.uk (Policing aptem@mdx.ac.uk)

Digital Skills resources: my.cumbria.ac.uk/digitalskills

Student Enquiry Point: my.cumbria.ac.uk/step

Free Microsoft Office: my.cumbria.ac.uk/freeoffice



Any questions?

- Check your **Induction Portfolio** for information and guidance:
my.cumbria.ac.uk/newstudent
- Contact **IT Service Desk** for account, system and logging on issues:
my.cumbria.ac.uk/itservicedesk
- Request support through the **Student Enquiry Point** for Digital Skills help:
my.cumbria.ac.uk/step